

Adı:
Soyadı:



1/G Çalışma Kağıdı

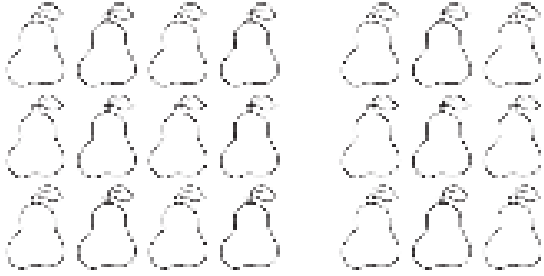


Tarih
...../...../2018

Sayılar

Varlıkları sayıp hangisi daha çok ise yuvarlak içine alalım.

1.



12

9

2.



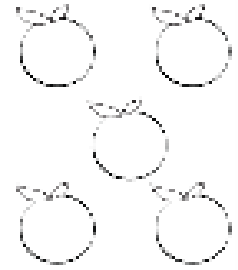



3.

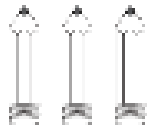

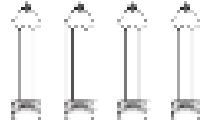





4.



5.

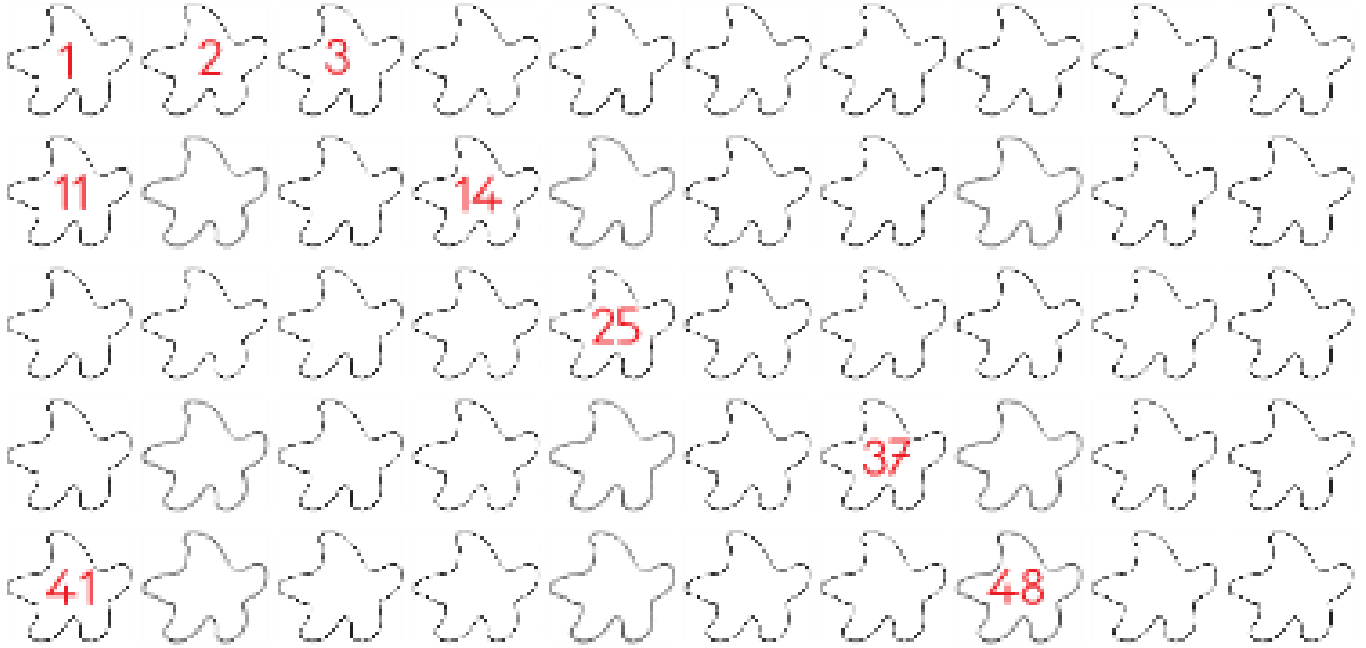


6.





1. İleriye doğru birer birer sayıp boş yerleri dolduralım.



2. 10'dan başlayıp 100'e kadar onar ritmik sayma yapalım.



3. 20'den başlayıp geriye doğru birer birer sayarak boş yerleri dolduralım.

