

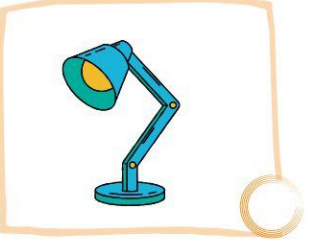
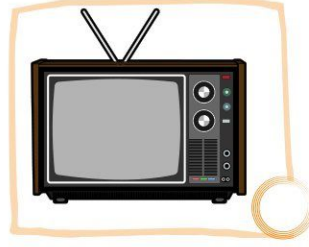















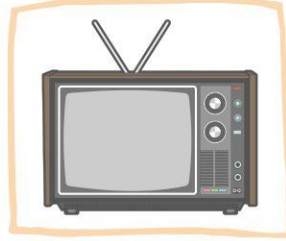



» "o" sesi bulunan varlıkları işaretleyelim.



» "o" sesi ile başlayan varlıkları boyayalım.



» "o" sesi başta ise baştaki, ortada ise ortadaki, sonda ise sondaki yuvarlağı işaretleyelim.



» “O” sesini bulup mavi renge boyayalım.



» “O” sesini bulup sarı renge boyayalım.




KOKLA

Okan lale kokla.

Nil lale kokla.

Okan Nil'e lale al.

Al Okan al.



Blank handwriting practice lines.




Blank handwriting practice lines.

Blank handwriting practice lines.

Blank handwriting practice lines.

Blank handwriting practice lines.

10



» "6" rakamını yazalım.

6 6 6 6 6 6 6 6 6

6 6 6 6

6

6

Okan

Okan kokla.

Okan lale kokla.

Okan on lale kokla.

Okan on koli lale kokla.

Okan on lale kokla.

Okan lale kokla.

Okan kokla.

Okan



Koli

Koli al.

Okan koli al.

Okan iki koli al.

Okan iki koli kakao al.

Okan iki koli al.

Okan koli al.

Koli al.

Koli



Ekin

Ekin al.

Ekin ona al.

Ekin ona kakao al.

Ekin ona iki kakao al.

Ekin ona kakao al.

Ekin ona al.

Ekin al.

Ekin.



NALAN İLE OKAN

Nalan nane kokla.

Okan nane kokla.

Okan ile Nalan kol kola.

Kol kola Okan kol kola.

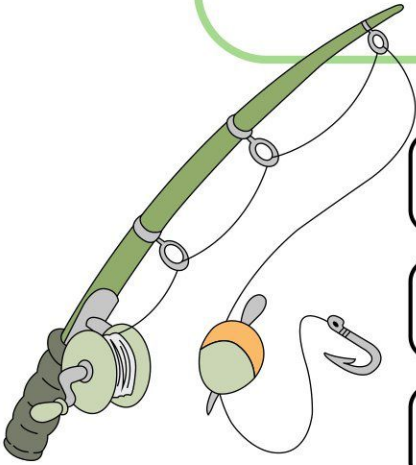
Okan ile Nalan kol kola.



» Haydi aşağıdaki kelimeleri bulalım.



K	O	N	A	K	T	K	T
R	K	A	N	O	K	O	A
E	İ	Y	S	L	O	K	L
K	O	N	İ	İ	L	L	O
A	P	O	L	E	İ	A	L
K	A	K	K	H	O	N	E
A	H	A	E	T	J	D	G
O	K	N	O	K	O	L	A



konak

ok

koli

kol

kakao

Okan

koni

kokla




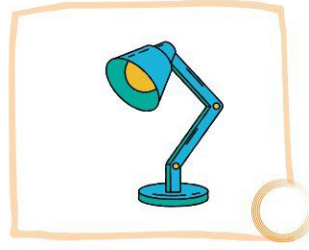


on

kano

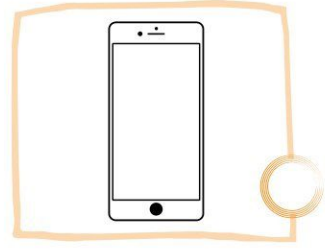


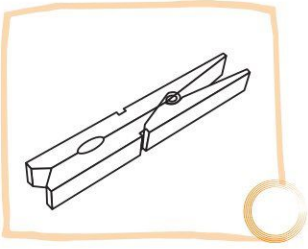



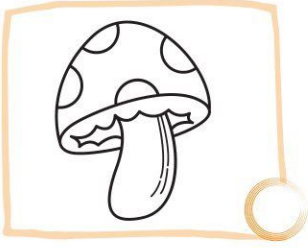
alo

kola




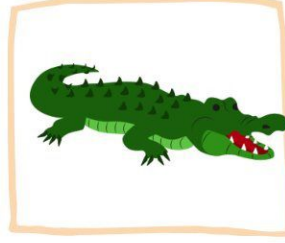

» "m" sesi bulunan varlıkları işaretleyelim.



» "m" sesi ile başlayan varlıkları boyayalım.



» "m" sesi başta ise baştaki, ortada ise ortadaki, sonda ise sondaki yuvarlağı işaretleyelim.



m o

mo mo mo mo

mo

li mon

limon limon



limon



el ma

elma elma

elma

ka lem

kalem kalem



kalem



ek mek

ekmek ekmek

ekmek

Mi ne Mine Mine

Mine




Ke mal Kemal Kemal

Kemal



Me lek Melek Melek

Melek



E mi ne Emine Emine

Emine



Me li ke Melke Melke

Melke



ke man

keman keman



keman



ki lim

kilim kilim

kilim

Mine kelime oku.

Emin o kalem kimin?

Melike iki elma alma.

Kemal minik ekmek al.

Melek limana in.

Emine ile ninem aile.

Emel o kilim kimin?

Anneme iki kilo limon al.

KEMAL

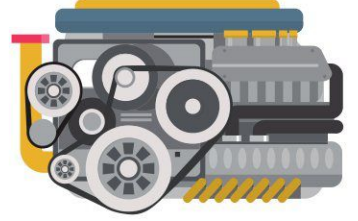
Kemal elma al.

Annene elma al.

İki kilo elma al.

Al Kemal al.





Blank writing line for the rug.

Blank writing line for the apple.

Blank writing line for the lemon.

Blank writing line for the engine.



Blank writing line for the violin.

Blank writing line for the bone.

Blank writing line for the bread.

Blank writing line for the pencil.

» "7" rakamını yazalım.



Tracing practice for the number 7 with a solid example followed by nine dotted versions.

Tracing practice for the number 7 with a solid example followed by three dotted versions.

Tracing practice for the number 7 with a solid example.

Tracing practice for the number 7 with a solid example.

» Kelimeleri okuyalım görselleriyle eşleştirelim.



•

• elma




•

• kemik



•

• keman



•

• kilim



•

• ekmek



•

• limon

Kemal

Kemal al.

Kemal kalem al.

Kemal iki kalem al.

Kemal iki lila kalem al.

Kemal iki kalem al.

Kemal kalem al.

Kemal al.

Kemal



Melek

Melek alma.

Melek kola alma.

Melek kola alma, ekmek al.

Melek kola alma.

Melek alma

Melek



Mine al.

Mine elma al.


Mine elma ile limon al.

Mine iki kilo elma ile limon al.

Mine elma ile limon al.

Mine elma al.

Mine al.



Emine

Emine al.

Emine ekmek al.

Emine minik ekmek al.


Emine on minik ekmek al.

Emine minik ekmek al.




Emine ekmek al.

Emine al.



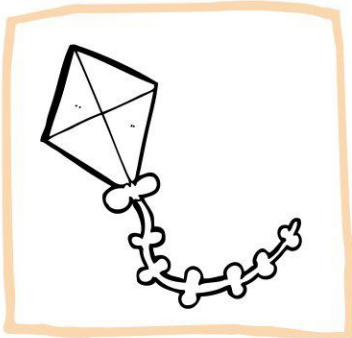



Emine








» "u" sesi bulunan varlıkları işaretleyelim.



» "u" sesi ile başlayan varlıkları boyayalım.



» "u" sesi başta ise baştaki, ortada ise ortadaki, sonda ise sondaki yuvarlağı işaretleyelim.





kum

kum kum

kum

lo kum

lokum lokum

lokum



kul

kul

kul

kul

kul



o

kul

okul

okul

okul

ku

lak

kulak

kulak

kulak



Nu man Numan

Numan



ko ku koku koku

koku

ku le kule kule

kule



kuk la kukla kukla

kukla

ko nuk konuk konuk

konuk



Okan o kek unlu.

Melike limon al.

Oku Numan oku.

Emine o kule.

Okan onlu lokum al.

Numan

Numan o okul.

O okul Nil'in okulu.

Oku Numan oku.

Emine ile oku.



Blank handwriting practice lines.


Blank handwriting practice lines.

Blank handwriting practice lines.

Blank handwriting practice lines.

Blank handwriting practice lines.





» "8" rakamını yazalım.

» Kelimeleri okuyalım görselleriyle eşleştirelim.



okul



mum



kule



oku



kulak



kum



kukla



lokum

» Aşağıda karışık olarak verilen kelimelerden anlamlı ve kuralları cümleler oluşturalım.

limon

Numan

al

o

kimin

Nalan

kule

al

mum

Nil

kokulu

kukla

onun

mu

Emel

konuk

okula

Okan

ol

Numan

Numan kukla

Numan o kukla

Numan o minik kukla


Numan o minik komik kukla

Numan o minik kukla

Numan o kukla

Numan kukla

Numan



Melek

Melek al.

Melek lokum al.

Melek iki kilo lokum al.

Melek annene iki kilo lokum al.

Melek iki kilo lokum al.

Melek lokum al.

Melek al.

Melek

Kaan

Kaan al

Kaan mum al.

Kaan kokulu mum al.

Kaan ona kokulu mum al.

Kaan ona 5 kokulu mum al

Kaan ona kokulu mum al

Kaan kokulu mum al.

Kaan mum al.

Kaan al.

Kaan



Numan

Numan o kimin?

Numan o kek kimin?

Numan o limonlu kek kimin?

Numan o kokulu limonlu kek kimin?

Numan o limonlu kek kimin?


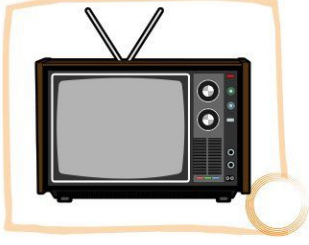





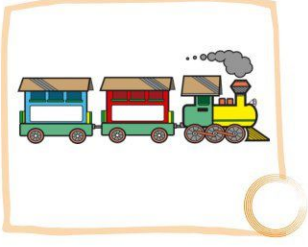
Numan o kek kimin?

Numan o kimin?







Numan








» "t" sesi bulunan varlıkları işaretleyelim.



» "t" sesi ile başlayan varlıkları boyayalım.

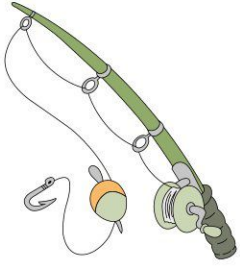


» "t" sesi başta ise baştaki, ortada ise ortadaki, sonda ise sondaki yuvarlağı işaretleyelim.



to ka toka toka

toka



ol ta olta olta

olta

ki lit kilit kilit

kilit



Ut ku Utku Utku

Utku

U mut Umut Umut

Umut





Tu na

Tuna Tuna

Tuna

Mel tem

Meltem



Meltem



e tek

etek etek

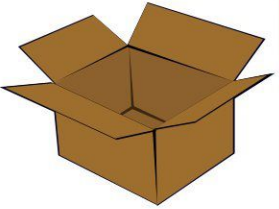
etek

mont

mont mont



mont



ku tu

kutu kutu

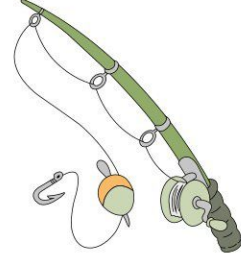
kutu

» Kelimeleri okuyalım görselleriyle eşleştirelim.



toka


etek




kutu



kilit



mont



tekne




olta



koltuk




Blank writing area with a dashed line for the first letter.



Blank writing area with a dashed line for the first letter.



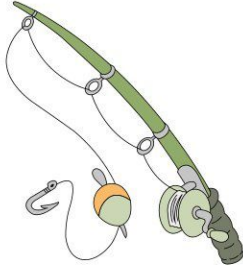
Blank writing area with a dashed line for the first letter.



Blank writing area with a dashed line for the first letter.



Blank writing area with a dashed line for the first letter.



Blank writing area with a dashed line for the first letter.



Blank writing area with a dashed line for the first letter.



Blank writing area with a dashed line for the first letter.



Blank writing area with a dashed line for the first letter.




Blank writing area with a dashed line for the first letter.




Blank writing area with a dashed line for the first letter.



Blank writing area with a dashed line for the first letter.



Blank writing area with a dashed line for the first letter.



Blank writing area with a dashed line for the first letter.



Blank writing area with a dashed line for the first letter.



Blank writing area with a dashed line for the first letter.

Tuna

Tuna mutlu ol.

Annen ile mutlu ol.

Ailen ile mutlu ol.

Tuna mutlu ol.





to
tok
toka
tokam
tokama



ta
tat
tati
tatil
tatili



te
ten
tene
tenek
teneke



ta
tan
tane
tanel
taneli




ku
kut
kutu
kutul
kutulu



an
ant
ante
anten
antene



un
unu
unut
unutma
unuttu



ol
olt
olta
oltam
oltama



ko
kon
konu
konut
konutu

Tutku

Tutku katla.

Tutku etek katla.

Tutku etek ile atlet katla.

Tutku etek katla.

Tutku katla.

Tutku



Umut

Umut okut.

Umut metni okut.

Umut metni tane tane okut.

Umut Meltem'e metni tane tane okut.

Umut metni tane tane okut.

Umut metni okut.

Umut okut.

Umut



Tuna

Tuna anlat.

Tuna tatilini anlat.

Tuna otel tatilini anlat.

Tuna otel tatilini tek tek anlat.

Tuna otel tatilini anlat.

Tuna tatilini anlat.

Tuna anlat.

Tuna



Utku

Utku at.

Utku o at.

Utku o ata at.

Utku o ata ot at.

Utku o ak ata ot at.

Utku o ata ot at.

Utku o ata at.

Utku o at.

Utku at.

Utku

